



## **Product Service Manual GLH/J8L-630 Suction Idler Wear Kit Installation**



### **WARNING**

The IMO General Installation Operation, Maintenance and Troubleshooting Manual, (No. SRM00046), this manual, and associated component manuals supplied with the unit should be read thoroughly prior to pump installation, start-up, operation, maintenance or troubleshooting.

**Manual No. SRM00123**

**Rev. 00**

**February 18, 2014**

### IMPORTANT NOTE

This kit is used for extending pump life in some highly abrasive services where idler thrust components wear prematurely. It can only be installed on idler rotors from major kits of the format 3267/xxxRW. This kit consists of replaceable, through-hardened tool steel sleeves for the idlers and tungsten carbide lined idler balance cups.


Bill of Material: 3267/1000W GLH/J8L-630 SUCTION IDLER WEAR KIT

IDP	Quantity	Part	Description	Corresponding Pump Assembly IDP
001	2	S611MC	BALANCE PISTON ASSEMBLY	0072
002	2	S607MD	SLEEVE, THRUST	Part of Idler Rotor Sub-assembly (IDP 0023)
003	1	PP056TB1-460	O-RING	0030
004	4	PP001ACA-16	NUT HEX 1-8	Varies. Secures Thrust Plate
005	4	PP002DA-16	LK WASH SPR RGLR 1"	Varies. Secures Thrust Plate
006	4	PP002AA-16	WASH PL T A NAR 1	Varies. Secures Thrust Plate



Rapid heating of the shoe may be required to aid in the removal.

## Removal




Use a gear puller to remove the shoe.


## Assembly



Heat the idler shoe to approximately 250° F.



Clean mating OD of the idler rotor and apply high temperature grease, such as Mobiltemp SHC 32 grade.



**Slip the shoe onto the idler. Use arbor press to seat sleeve if necessary.**

IMO Pump  
1710 Airport Road -28110  
PO Box 5020  
Monroe, NC/USA 28111-5020  
Tel: 1+(704) 289-6511  
+1.877.853.7867  
Fax: 1+(704) 289-9273  
Email: [imo.pump@colfaxcorp.com](mailto:imo.pump@colfaxcorp.com)  
Web: [www.imo-pump.com](http://www.imo-pump.com)



**COLFAX**  
Fluid Handling

© 2014 Colfax Fluid Handling all rights reserved.

ALLWEILER® COT-PURITECH<sup>SM</sup> HOUTTUIN<sup>TM</sup> IMO® LSC<sup>SM</sup> ROSSCOR® TUSHACO® WARREN®